

NetTutor – Tutoring

How to Log onto NetTutor:










1. Log onto **Blackboard** and go to your class.
2. Click **Tools**
3. Click **NetTutor**
4. Be sure to disable popups in your browser



How do I get live tutoring?

1. At the main screen, click on one of the tutoring buttons. Presently, there is live tutoring in Accounting, English, ESL, Math, and Science and BCCC World Languages. Click the Red Baltimore City community college button for the tutoring you need.

Welcome to the NetTutor(R) Online Tutoring Service! Please click on a group to receive tutoring in that area.

	BCCC: Live Accounting Tutor
	BCCC: Live Chemistry Tutor
	BCCC: Live English Tutor
	BCCC: Live ESL Tutor
	BCCC: Live Life Sciences Tutor
	BCCC: Live Math Tutor
	BCCC: Live Physics Tutor
	BCCC: Live Spanish Tutor
	BCCC: Online Writing Lab

Site Notes -- Welcome to the NetTutor® online tutoring system.

BCCC Library



Click the **Join Live Tutorial** icon.

- a. As you wait in line, you can watch while others ask questions. You rarely wait more than fifteen minutes, and many times there is no wait at all. When the tutor accepts your question, a ringing bell notifies you the session has gone live. The tutors are trained to deal fully with most questions in 10 to 20 minutes.



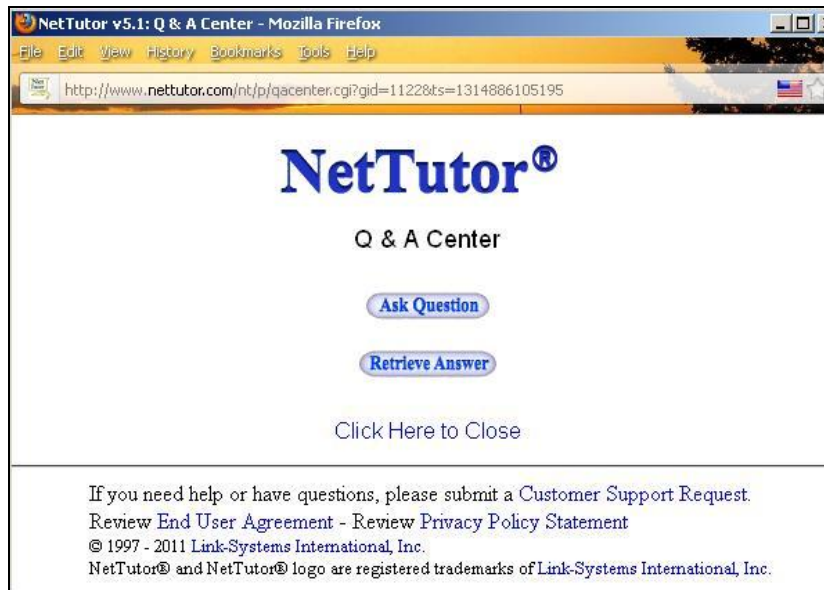
What is the Tutorial archive?

1. The tutors create a permanent archive for frequently asked problems by saving live sessions for students to review later.



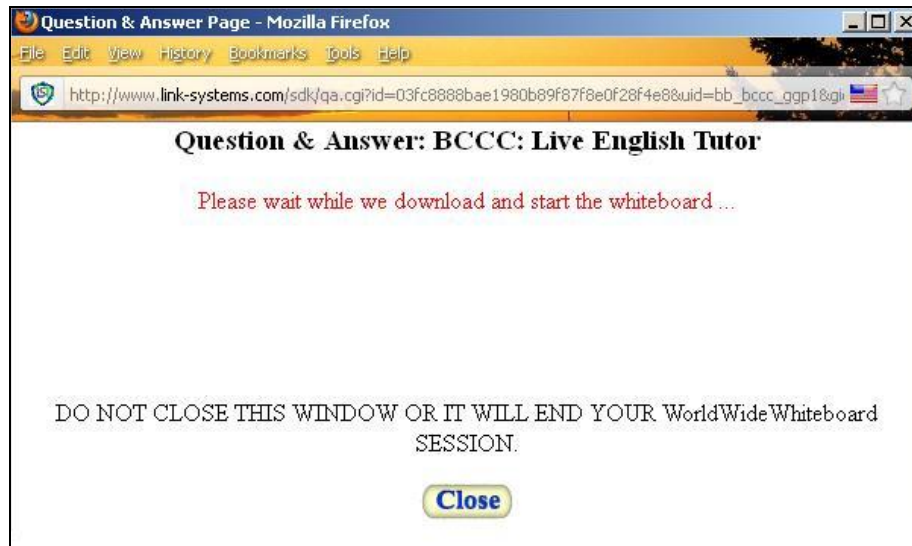
What is the Q & A?

1. Q & A is a place for students to submit a question to a tutor. The tutor will try to respond with 24 hours. After clicking the **Q & A** button, you will get the following screen. Click the **Ask Question** button.

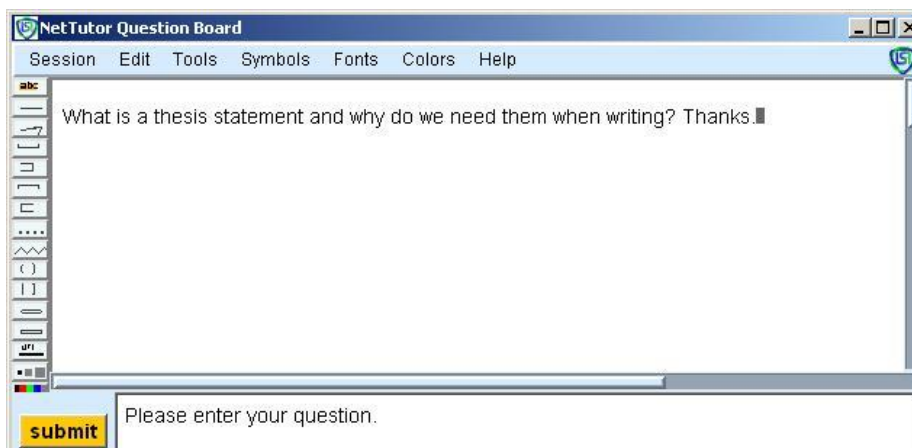


BCCC Library

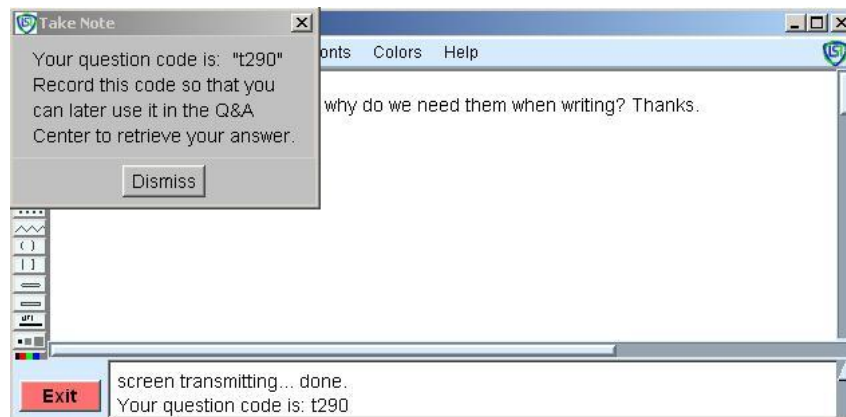
2. A new screen appears telling you the whiteboard is being created. The Whiteboard is where you ask your question.



3. When the whiteboard appears, type in your question and click the **Submit** button.



4. After the question is submitted, you will receive an email when the question is answered.



BCCC Library

5. When you receive the email stating the question is answered, go back into Blackboard, and to your course. Start NetTutor and then then click the **Q & A** button. Click the **Retrieve Answer** button.



6. Your answer will be displayed. If you need to follow up with another question click the **ask a follow-up question** link.

Question t290 asked at: Thu Sep 1 10:16:48 2011
 Replied by jrosado at: Thu Sep 1 13:58:27 2011

What is a thesis statement and why do we need them when writing? Thanks.

Hi, and thanks for your question.

A thesis statement is a sentence or two that contains the central idea of your entire paper. It is the one main idea that all other ideas in your paper will support. The thesis statement is important because it will help keep you focused as you write your first draft. As you make revisions, your thesis statement may have to be revised as well, but having a strong thesis statement will help keep your ideas focused throughout the paper.

If you have any further questions, feel free to join a live tutoring session if possible, or you can always submit a question at anytime - 24 hours a day, 7 days a week.

Thanks for using NetTutor!

You can [ask a follow-up question](#)

[CLOSE](#)

**What is the Bulletin Board?**

1. The Bulletin Boards allow for threaded, graphical chat between all users. Clicking the Bulletin Board icon displays a threaded listing of entries posted to the bulletin board. To view an entry in the bulletin board, simply click on it.

**What is the Browser Test?**

1. The Browser test tests your Operating System, Browser, Java, Cookies, Pop-up Blocker, Flash Player, and Windows Media Player; to be sure they are compatible with NetTutor.

**What is How to use NetTutor™?**

1. An instruction manual for using NetTutor.